

Faith & Fruit 2023

Spiritual Assessment Survey



Faith & Fruit

SPIRITUAL ASSESSMENT SURVEY

The numbers and graphs you will find on the following pages are telling the story of Grace Gathering (which includes East, North, and New Grace), and around here, we believe stories matter. It's in a person's story that you get to discover the things that matter to them, what they've experienced in the past, and maybe even what they hope to accomplish in the future.

It's no different with the results of our Spiritual Assessment Survey. The results here are a snapshot of our story together with God, over the past year. There are so many things to celebrate in the following pages, as well there are plenty of opportunities for us to grow. If I could encourage you in any way, while you read through this document, it would be to look for snippets of your own story inside the larger one being told here. Where are you celebrating in your own journey with God and where do you want to grow?



analysis & observations.



Introductory Comments

OVERALL RESPONDENTS AND MULTISITE

We have been conducting the annual Spiritual Assessment Survey every year since 2015 (with the exceptions of 2017 and 2020). We have about 275-300 family units (consisting of around 750 total attenders) across all of our locations. This year we had 219 respondents vs 227 last year.

Numerical growth and financial giving are not the primary metrics for church health and success. However, they are secondary indicators that are helpful to know. Overall, attendance grew by 6% and financial giving grew by 4%. While attendance and giving are slightly up, they are still below pre-COVID numbers. East site grew in attendance by 11%, North declined by 15%, and New Grace grew by 49%. The New Grace numbers, however, are impacted by Grace Gathering Central and New Life Church of God now worshipping in the same service. What these numbers and respondents do not include is Grace Gathering Haiti which was launched in January of 2023. This would include an additional 100 Haitians that are a part of the overall Grace Gathering Family that we hope to include in next year's spiritual assessment.

Opportunities For Growth

SCATTERED CHURCH

One of the biggest challenges since COVID has been the re-engagement of hospitality in homes, sharing life together, and partnering with other believers where it feels like family.

This survey reflects that 21% have regressed in sharing life with others and 21% stayed the same. This continues to be an opportunity of needed growth for families at Grace. While 2/3 of respondents being involved in group life outside of Sunday morning is a strong percentage, it does show there are many people who still need community life.

SPIRITUAL CHARACTER AND INFLUENCE

This year we saw a reduction in the percentage of people who felt they grew in spiritual character at 73% (down 5%). Also, 18% felt they regressed in their spiritual influence of others. The other noteworthy stat is that only 56% grew in having intentional spiritual conversations with others. This shows us that we have an opportunity in this coming year to intentionally help one another grow in each of these areas.

Areas of Strength & Breakthrough

NEW PEOPLE AND NEW BELIEVERS

28% of the respondents were new to Grace over the last two years. Also, 5% of the respondents marked they came to faith within the last year, and 9% marked they had come to faith within the last five years. We are reaching new people, and growing by people coming to faith is the healthiest type of attendance growth.


DISCIPLED AND BEING DISCIPLED

One of the strongest and most consistent stats over the last 8 years as we have been tracking areas of discipleship is the reality that about half of the respondents have had someone discipling them and about half of them claim they are discipling others. The consistency of this fact is encouraging.

HEARING AND RESPONDING TO GOD

One of the most foundational aspects of spiritual growth is the willingness to put into practice what God says. Two thirds of those who responded said that when they interact with God through his word or other ways they always or usually ask the two questions, “What is God saying?” and “What am I going to do about it?” This reveals that people are not simply looking for more knowledge but are looking to put God’s word into practice.

Concluding Thoughts



There were some new questions we asked this year that we have not asked in years past. Unity within our partnership with New Life Church of God at New Grace, unity with other Christian churches and denominations, and even unity within citywide worship services have all led to 83% saying they have grown in this area. Also, 58% of people said they grew in their financial giving in areas of both tithing and generosity. This is encouraging considering we have been in the middle of a financial campaign called, “For the Sake of Others.”

While there are clear opportunities for people to continue growing spiritually, the overall analysis from this assessment is that the vast majority of those who responded are growing in their faith. This is translating into faithfulness and fruitfulness at Grace Gathering. We also look forward next year to include growth taking place from the church recently planted in Haiti.

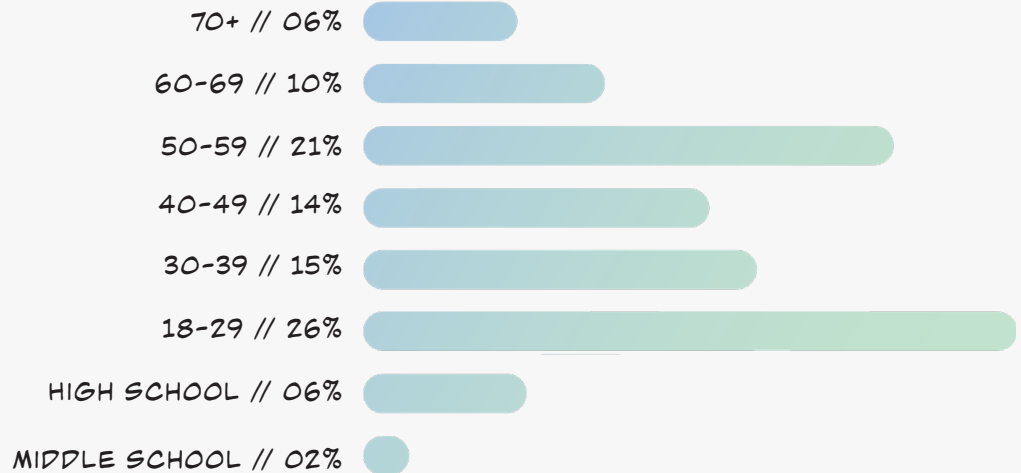
who we are.

Which site are you a part of?



EAST // 59%
CENTRAL // 22%
NORTH // 19%

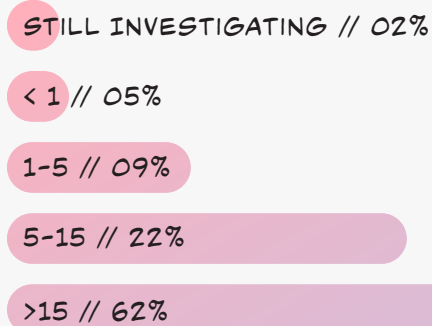
What is your age?



How long have you been part of Grace Gathering?



How long have you been a follower of Jesus?



are we growing?



One of the primary ways we want to measure growth in Grace Gathering is by tracking how people grow in specific areas of discipleship. We asked everyone to share if they felt like they had grown, regressed, or stayed the same in the past year.

Spiritual Character

Over the last 12 months, do you feel you have grown in your spiritual character (e.g. fruit of the Spirit, loving enemies, devotional life, giving, purity, prayer, humility, compassion etc.)?

73%

GREW IN SPIRITUAL CHARACTER

20% STAYED THE SAME

7% REGRESSED IN SPIRITUAL CHARACTER

['21]

78%

['19]

84%

['18]

85%

Spiritual Influence

Over the last 12 months, do you feel you have grown in your spiritual influence of others (spiritual gifts, sharing the gospel, discipling, praying for others, healing the sick, blessing the least, lost, and last, etc.)?

60%

GREW IN SPIRITUAL INFLUENCE

22% STAYED THE SAME

18% REGRESSED IN SPIRITUAL INFLUENCE

['21]

60%

['19]

71%

['18]

72%

Sharing Life

Over the last 12 months, do you feel your walk with God and fulfillment of mission are being pursued more in community with others? In other words, do you feel you are sharing life with other believers consistently, where it feels like family?

58%

GREW IN COMMUNITY

21% STAYED THE SAME

21% REGRESSED IN COMMUNITY

['21]

56%

['19]

61%

['18]

64%

Spiritual Conversation

As I interact with my neighbors / coworkers / classmates, I am sensitive and responsive to opportunities to move towards a spiritual conversation that could lead to the gospel.

56%

GREW IN SENSITIVITY AND RESPONSE


30% STAYED THE SAME

14% REGRESSED IN SENSITIVITY AND RESPONSE

No Past Data


discipleship culture.

Most statistics tell us that 20% of church attenders do 80% of the ministry. While serving in the church within various programs is helpful, the reality is that less than half of church ministry is directly engaged in intentionally discipling people in both the character and skill of Jesus. This means that statistically in the U.S. less than 10% of church goers are either intentionally discipling others or being discipled themselves. Churches that have a plan for discipleship and are seeing more than 10% of their people in these relationships are leading the way out of this discipleship crisis in the western church.



Discipling You


Do you have someone who is intentionally discipling you on a regular basis and helping you grow in your spiritual character and leadership?



['21] 53% ['19] 49% ['18] 54%

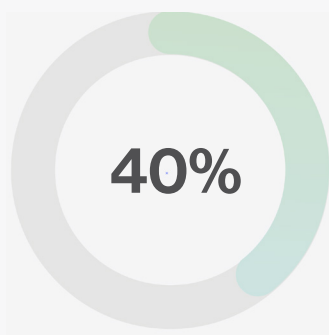
Discipling Others

Do you have someone who you are intentionally discipling on a regular basis to help them grow in their spiritual character and leadership?



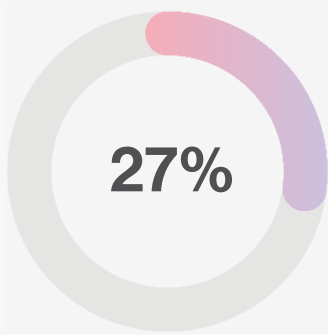
['21] 52% ['19] 47% ['18] 55%

Are you engaged in the Scattered Church?



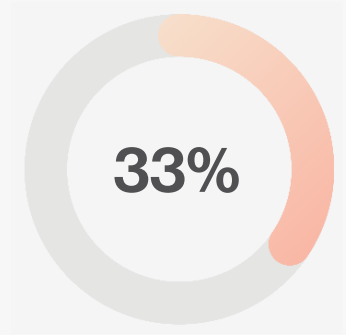
I'M A PART OF A GROUP OR MISSIONAL COMMUNITY

['21] 49%
['19] 21%
['18] 34%



I'M CLOSE WITH OTHERS IN OUR CHURCH, BUT NOTHING FORMAL

['21] 30%
['19] 18%
['18] 14%



I'M NOT INVOLVED OUTSIDE OF SUNDAY GATHERINGS

['21] 21%
['19] 60%
['18] 52%

churchwide journeys of faith.

Every 18 months or so, we sense God calling us to grow in a specific area of walking with Jesus. It could be sharing our faith, becoming more expressive as worshippers, praying for healing, growing in hunger for God, or other areas. Whatever the call, we want to respond in obedience and faith as we all become more mature followers of Jesus.

Sharing the Gospel

How many times in the last year have you shared the gospel with someone and encouraged them to surrender their life to Jesus in faith?



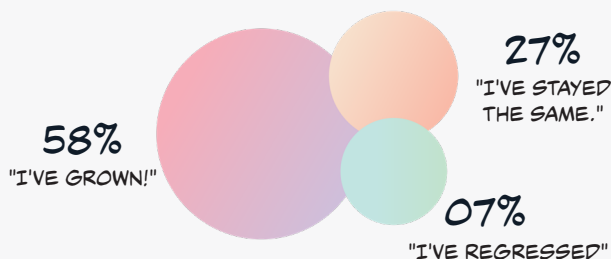
Praying for Healing

How many times in the last year have you prayed for someone (in-person and out loud) for God to bring physical, emotional, or relational healing?



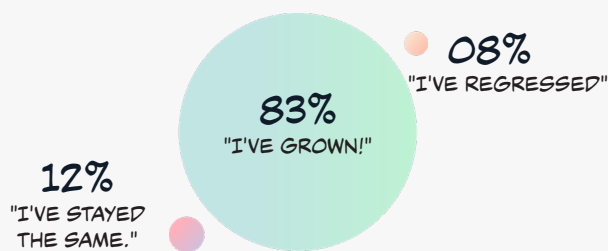
Tithing & Generosity

In the past 12 months, I've grown in my understanding of and participation in tithing and generosity.



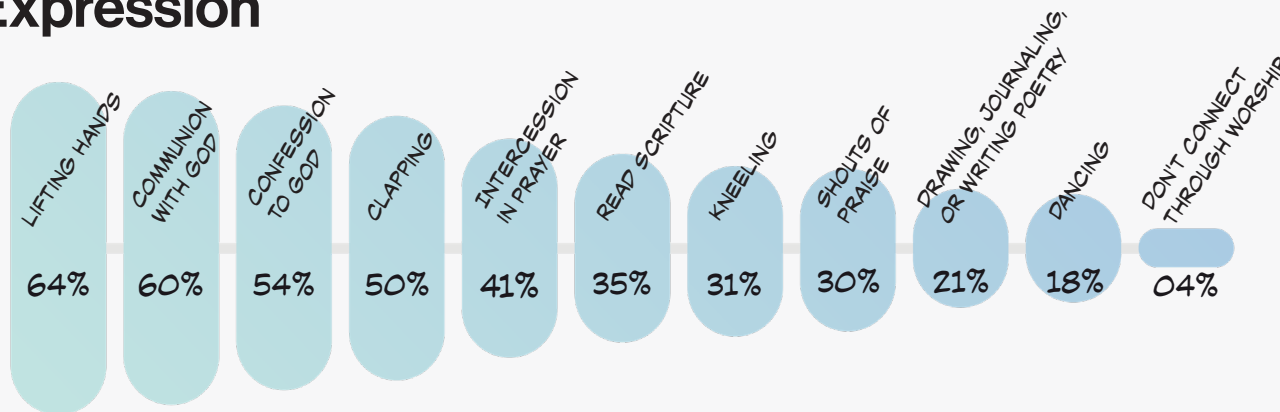
Pursuing Unity

I believe that pursuing unity with other Churches and Christians is key to who we should be as a church, and I'm prepared to participate as opportunities arise.



Worship Expression

As you consider times of worship in the past year, which of the following have been ways you have positioned yourself to encounter God?



Word and Spirit.



Part of our call as children of God is recognizing, hearing, and responding to His voice. Scripture serves as a base to knowing the character of God, who, by His spirit, invites us to participate in the greater story. When we spend time with Jesus in his word, we grow in our sensitivity to His voice and learn to live like Him.

Bible Reading

How often do you read the Bible personally?

- 34% // DAILY
- 32% // MULTIPLE TIMES A WEEK
- 15% // ONCE A WEEK
- 11% // A FEW TIMES A MONTH
- 08% // RARELY OR NEVER



Hearing And Responding

In the various ways I interact with God, my default response is to ask "What is God saying?" & "What am I going to do about it?"

16% // ALWAYS

50% // USUALLY

26% // SOMETIMES

06% // RARELY

02% // NEVER

Biblical Authority

In the past year, do you feel the Bible has become more of a spiritual authority in your life?

11%
"I'VE REGRESSED"

21%
"I'VE STAYED THE SAME."

68%
"I'VE GROWN!"



Confidence Approaching Scripture

When you approach the Bible, what is your comfort level?

// 75%

I USUALLY UNDERSTAND, AND IF I DON'T, I USE TRUSTED RESOURCES TO HELP

// 17%

I UNDERSTAND PARTS, BUT I AVOID OTHER PARTS I DON'T UNDERSTAND.

// 08%

I'M FAIRLY UNCOMFORTABLE WHEN I THINK ABOUT READING THE BIBLE FOR MYSELF.

Faith & Fruit

In partnership with other churches, we want to see everyone in Greater Fort Wayne have many opportunities to hear, see, and respond to the gospel.

We want to grow a vibrant relationship with God, experience a loving community, and help change the lives of others.

